

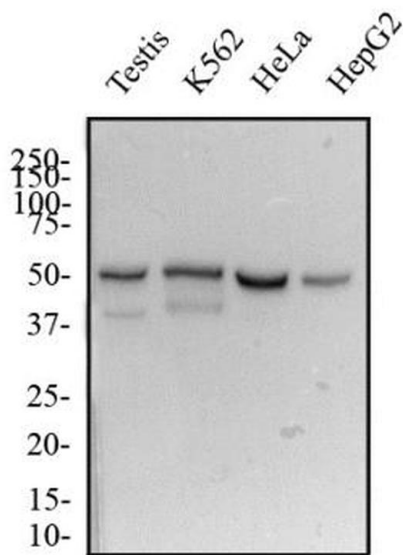
DUX4 Monoclonal Antibody (P4H2)

Product Details

Size	100 µL
Species Reactivity	Human
Published Species	Human
Host/Isotype	Mouse / IgG1
Class	Monoclonal
Type	Antibody
Clone	P4H2
Conjugate	Unconjugated
Immunogen	Synthetic peptide corresponding to the C-terminal of human DUX4.
Form	Liquid
Concentration	1 mg/mL
Purification	Protein G
Storage buffer	PBS
Contains	0.02% sodium azide
Storage conditions	Store at 4°C short term. For long term storage, store at -20°C, avoiding freeze/thaw cycles.
RRID	AB_11152574

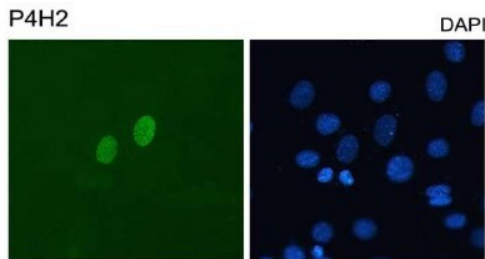
Applications	Tested Dilution	Publications
Western Blot (WB)	0.5-2.0 µg/mL	-
Immunohistochemistry (IHC)	-	2 Publications
Immunohistochemistry (Paraffin) (IHC (P))	1:100-1:200	1 Publication
Immunohistochemistry (Frozen) (IHC (F))	1:100-1:200	-
Immunocytochemistry (ICC/IF)	1:100-1:200	-
ELISA (ELISA)	Assay-Dependent	-

Product Images For DUX4 Monoclonal Antibody (P4H2)



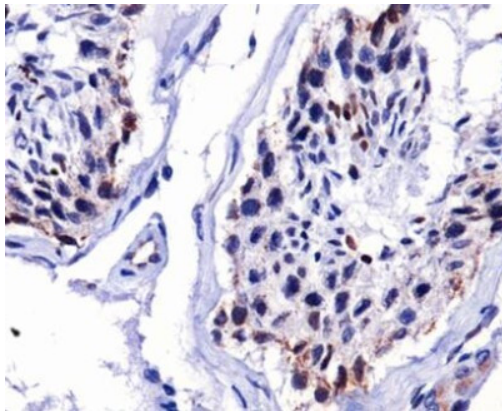
DUX4 Antibody (MA5-16147) in WB

Western blot analysis of DUX4 in total protein from human testis tissue and human K562, HeLa and HepG2 cell lines. Samples were incubated in DUX4 monoclonal antibody (Product # MA5-16147) using a dilution of 2.0 $\mu\text{g}/\text{mL}$ followed by an anti-mouse HRP secondary antibody. Separated on a 12% gel by SDS-PAGE, transferred to PVDF membrane and blocked in 5% non-fat milk in TBST. Detection: chemiluminescence.



DUX4 Antibody (MA5-16147) in ICC/IF

Immunocytochemistry analysis of DUX4 in C2C12 mouse myoblasts transfected with pCS2-DUX4. Samples were incubated in DUX4 monoclonal antibody (Product # MA5-16147). Cells were counterstained with DAPI for nuclei.



DUX4 Antibody (MA5-16147) in IHC (P)

Immunohistochemical analysis of DUX4 in human testis. Samples were incubated in DUX4 monoclonal antibody (Product # MA5-16147).

View more figures on [thermofisher.com](https://www.thermofisher.com)

Immunohistochemistry (2)

Journal of cutaneous pathology

Superficial sarcomas with CIC rearrangement are aggressive neoplasms: A series of eight cases.

"Published figure using DUX4 monoclonal antibody (Product # MA5-16147) in Immunohistochemistry"

Authors: Ko JS, Marusic Z, Azzato EM, Farkas DH, Van Arnam J, Seiwerth S, Fritchie K, Patel RM, Rubin BP, Billings SD

Year
2020

The American journal of surgical pathology

DUX4 Immunohistochemistry Is a Highly Sensitive and Specific Marker for CIC-DUX4 Fusion-positive Round Cell Tumor.

"MA516147 was used in immunohistochemistry - paraffin section to use DUX4 immunostaining to distinguish CIC-DUX4 tumors from other round cell mimics"

Authors: Siegele B, Roberts J, Black JO, Rudzinski E, Vargas SO, Galambos C

Year
2017

Species
Human

Dilution
1:200

Immunohistochemistry (Paraffin) (1)

The American journal of surgical pathology

DUX4 Immunohistochemistry Is a Highly Sensitive and Specific Marker for CIC-DUX4 Fusion-positive Round Cell Tumor.

"MA516147 was used in immunohistochemistry - paraffin section to use DUX4 immunostaining to distinguish CIC-DUX4 tumors from other round cell mimics"

Authors: Siegele B, Roberts J, Black JO, Rudzinski E, Vargas SO, Galambos C

Year
2017

Species
Human

Dilution
1:200

For Research Use Only. Not for use in diagnostic procedures. Not for resale without express authorization. Products are warranted to operate or perform substantially in conformance with published Product specifications in effect at the time of sale, as set forth in the Production documentation, specifications and/or accompanying package inserts ("Documentation"). No claim of suitability for use in applications regulated by FDA is made. The warranty provided herein is valid only when used by properly trained individuals. Unless otherwise stated in the Documentation, this warranty is limited to one year from date of shipment when the Product is subjected to normal, proper and intended usage. This warranty does not extend to anyone other than the Buyer. Any model or sample furnished to Buyer is merely illustrative of the general type and quality of goods and does not represent that any Product will conform to such model or sample. NO OTHER WARRANTIES, EXPRESS OR IMPLIED, ARE GRANTED INCLUDING WITHOUT LIMITATION, IMPLIED WARRANTIES OF MERCHANTABILITY, FITNESS FOR ANY PARTICULAR PURPOSE, OR NON INFRINGEMENT. BUYER'S EXCLUSIVE REMEDY FOR NON-CONFORMING PRODUCTS DURING THE WARRANTY PERIOD IS LIMITED TO REPAIR, REPLACEMENT OF OR REFUND FOR THE NON-CONFORMING PRODUCT(S) AT SELLER'S SOLE OPTION. THERE IS NO OBLIGATION TO REPAIR, REPLACE OR REFUND FOR PRODUCTS AS THE RESULT OF (I) ACCIDENT, DISASTER OR EVENT OF FORCE MAJEURE, (II) MISUSE, FAULT OR NEGLIGENCE OF OR BY BUYER, (III) USE OF THE PRODUCTS IN A MANNER FOR WHICH THEY WERE NOT DESIGNED, OR (IV) IMPROPER STORAGE AND HANDLING OF THE PRODUCTS. Unless otherwise expressly stated on the Product or in the documentation accompanying the Product, the Product is intended for research only and is not to be used for any other purpose, including without limitation, unauthorized commercial uses, in vitro diagnostic uses, ex vivo or in vivo therapeutic uses, or any type of consumption by or application to human or animals.