


Home->Site Search

Ask A Scientist

Product Image



1 of 4 More...

Useful Links & Tools

- Bulk Quote-Order Product MSDS
- Specification Sheet
- Certificate of Analysis
 - Enter Lot No.
- Certificate of Origin
 - Enter Lot No.
- Capture ELISA Procedure (62 KB)
- IHC Procedure (62 KB)
- Western Blot Procedure (62 KB)
- IF Procedure (63 KB)

More...

Related Categories


- Cell Biology > Antibodies for Stem Cell Biology > Antibodies for Embryonic Stem Cells
- Cell Biology > Antibodies for Stem Cell Biology > Antibodies for Pluripotent Stem Cells
- Epigenetics > Antibodies to Transcription Factors > RF - SO
- Primary Antibodies > Alphabetical Index > S1-SD
- Antibodies > Clone Index > 6

3D Insert™ Scaffolds for 3D Cell Proliferation

Available in PCL for Tissue Engineering Research

Now 15% Off!

Use Promo Code 964
Valid thru Dec. 31, 2010



How Do You Use This Product?

Write a review and share details about your application.



WH0057167M3 Monoclonal Anti-SALL4 antibody produced in mouse clone 6E3, purified immunoglobulin, buffered aqueous solution

Sigma

★★★★★

Be the first to write a review.

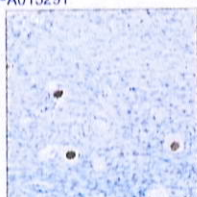
Price and Availability

Product Number	Availability	Your Price	CZK	Quantity	Actions
WH0057167M3-100UG	On Demand details...	8,806.07		<input type="text"/>	

Synonym: Anti-dJ1112F19.1, Anti-DRRS, Anti-HSAL4, Anti-MGC133050, Anti-sal-like 4 (Drosophila)

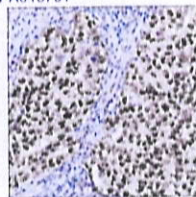
Customers Also Viewed

HPA015291



Anti-SALL4 antibody produced in rabbit
Ab2, Prestige Antibodies®
Powered by Atlas Antibodies, affinity isolated antibody, buffered aqueous glycerol solution

HPA015791



Anti-SALL4 antibody produced in rabbit
Ab1, Prestige Antibodies®
Powered by Atlas Antibodies, affinity isolated antibody, buffered aqueous glycerol solution

[Details](#) [Related Products](#) [References](#) [Reviews](#)

Description

Immunogen SALL4 (NP_065169, a.a. 954-1054) partial recombinant protein with GST tag. MW of the GST tag alone is 26 kDa.
Physical form Solution in phosphate buffered saline, pH 7.2

Properties

antibody form	purified immunoglobulin
clone	6E3, monoclonal
form	buffered aqueous solution
species reactivity	mouse, human, rat
application(s)	immunoblotting: suitable immunohistochemistry (formalin-fixed, paraffin-embedded sections): suitable indirect ELISA: suitable
isotype	IgG1κ
immunogen sequence	PKEILAPSVNVDPPVWVWQYTSMLNGGLAVKTNESVIOGGVPTLPVSLGATSVVNNATVSKMDGSGSISADVEKPSATDGVPKHQFPHFLEENKIAVS* (without GST)
shipped in	dry ice
storage temp.	-20°C

Gene Information Research your gene in Your Favorite Gene powered by Ingenuity
human ... SALL4(57167)

Safety

Personal Protective Equipment	Eyeshields, Gloves, half-mask respirator (EU), half-mask respirator (US), multi-purpose combination respirator cartridge (US)
WGK Germany	-

Last 5 Products Viewed

- WH0057167M3 (Sigma)

ORDERING

Custom Products
eCommerce Solutions
Order Center

SERVICE & SUPPORT

Customer Support
Technical Service
Web Help Desk

CORPORATE

Corporate
Investor Relations
Business Development

Site Map

Careers
Events
Programs

Site Use Terms

Privacy
Literature Portal
Tool Box